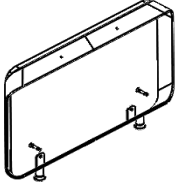


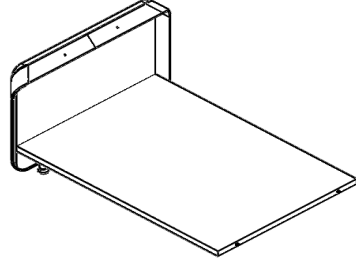


Cool Sehpa

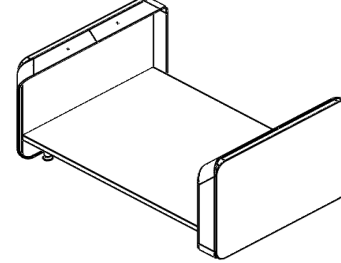
Kurulum Şeması



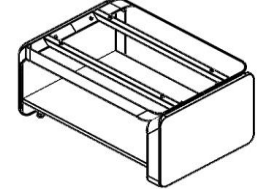
1



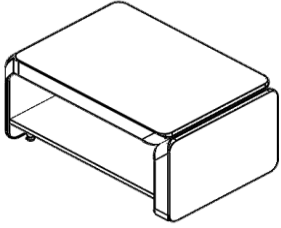
2



3



4



5

6

7

8

9

10

11

12

Açıklama :Minifix çubuklarını yan ayaklara bağlayarak öncelikle gazetelik kısmı ile yan ayaklar montajlanır. Üst Tabla ile Yan ayaklar lamada bulunan M6 diler ile M6x10 YSB cıvata ile bağlantı yapılır.Son olarak üst tabla Melamini M6x40 YSB cıvata ile sabitlenir.